


# GASKET SHEETS



## TECHNICAL SPECIFICATION

# Gasket sheet Gambit AF-202

### Material

Gasket sheet **GAMBIT AF-202** is based on Kevlar® aramide fibres, mineral fibres, and fillers bound with NBR rubber-based binder.

Designation according to **DIN 28091-2: FA-AM1-O**

Kevlar® is a registered trademark of E. I. du Pont de Nemours and Company or its affiliates.

### General properties and applications

Popular sheet designated for sealing in low temperature and low pressure applications. Particularly recommended for fuel oil installations.

### Maximum working conditions

|   |     |     |
|---|-----|-----|
| Peak temperature                                  | °C  | 200 |
| Temperature under continuous operation            | °C  | 180 |
| Temperature under continuous operation with steam | °C  | 150 |
| Pressure  | MPa | 4   |


### Dimensions

|  |    |  |                         |
|--|----|--|-------------------------|
| Standard thicknesses of sheets<br>/thicknesses above 4.0 mm are produced by gluing/                      | mm | 0,5; 0,8<br>1,0; 1,5; 2,0; 2,5<br>3,0; 4,0; 5,0; 6,0 | ± 0,1<br>± 10%<br>± 10% |
| Standard dimensions of sheets<br>/custom dimensions available within the total range<br>of 1500x3000 mm/ | mm | 1500x1500  | ± 10,0                  |

Non-standard thicknesses, graphiting of sheet surfaces, and reinforcement with metallic mesh available upon request.

All information in this catalogue is based on years of experience in manufacture and use of the discussed products. Since sealing performance in the joint is subject to multiple factors such as mounting method, system parameters, and sealed medium, technical parameters specified herein are of informative nature only and cannot be used as grounds for any claims; any special uses of products are subject to consulting with the manufacturer.

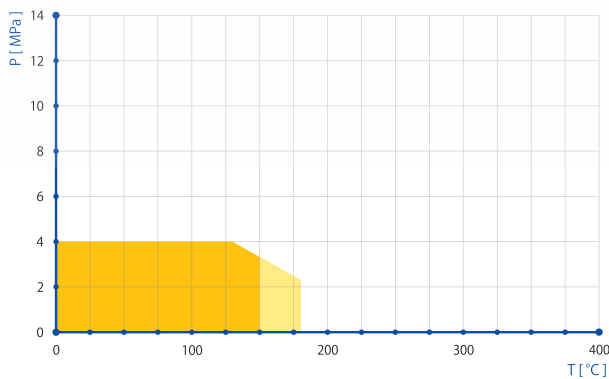
# GASKET SHEETS



## Physical and chemical properties

|  |               |                         |     |             |
|--|---------------|-------------------------|-----|-------------|
| <b>Density</b>                               | ± 5%          | <b>g/cm<sup>3</sup></b> | 2,0 | DIN 28090-2 |
| <b>Transverse tensile strength</b>           | min.          | <b>MPa</b>              | 6   | DIN 52910   |
| <b>Compressibility</b>                       | typical value | <b>%</b>                | 11  | ASTM F36    |
| <b>Elastic recovery</b>                      | min.          | <b>%</b>                | 50  | ASTM F36    |
| <b>Residual stresses 50 MPa/16 h/300 °C/</b> | min.          | <b>MPa</b>              | 20  | DIN 52913   |
| <b>Residual stresses 50 MPa/16 h/175 °C/</b> | min.          | <b>MPa</b>              | 25  | DIN 52913   |
| INCREASE IN THICKNESS                        |               |                         |     |             |
| <b>Oil IRM 903 150 °C/5 h</b>                | max.          | <b>%</b>                | 12  | ASTM F146   |
| <b>Colour</b>                                | khaki         |                         |     |             |

(Values as detailed in table refer to 2.0 mm thick gasket sheets)



It is not recommended that maximum temperature and pressure are applied simultaneously. Pressure to temperature correlation for sheet thickness 2.0 mm is shown in the diagram.

- There is no requirement for trials.
- Trials should be run if the application involves steam.

All information in this catalogue is based on years of experience in manufacture and use of the discussed products. Since sealing performance in the joint is subject to multiple factors such as mounting method, system parameters, and sealed medium, technical parameters specified herein are of informative nature only and cannot be used as grounds for any claims; any special uses of products are subject to consulting with the manufacturer.